

# Solano County Fact Sheet

*Our mission: To help our members, and the communities we serve, be healthy*



## Our Community



As of January 2025, Partnership serves 102,325 members in Solano County. Partnership covers 23% of the population.



There are 17,236 Partnership members in Solano County who are low-income seniors or people with disabilities.



Partnership threshold languages – Spanish, Russian, Tagalog, and Punjabi

## CalAIM



53 Community Supports (CS) providers and 46 Enhanced Care Management (ECM) providers in Solano County



806 members served by CS providers, and 1193 members served by ECM providers.

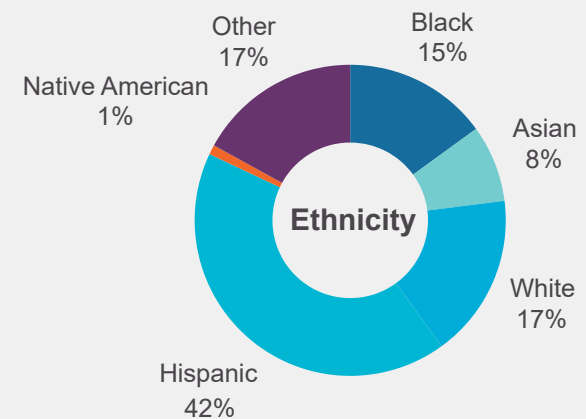
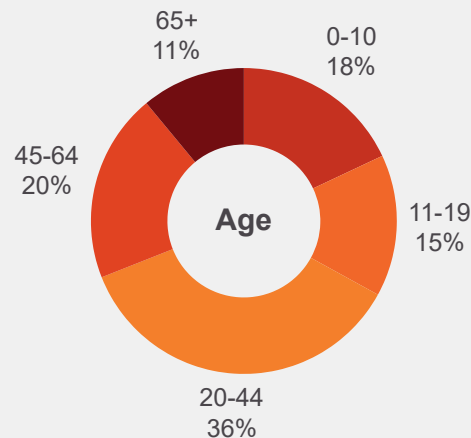


Top three CS services provided – Housing Transition and Navigation Services, Medically Tailored Meals, and Housing Tenancy



1.50 CS services per member enrolled

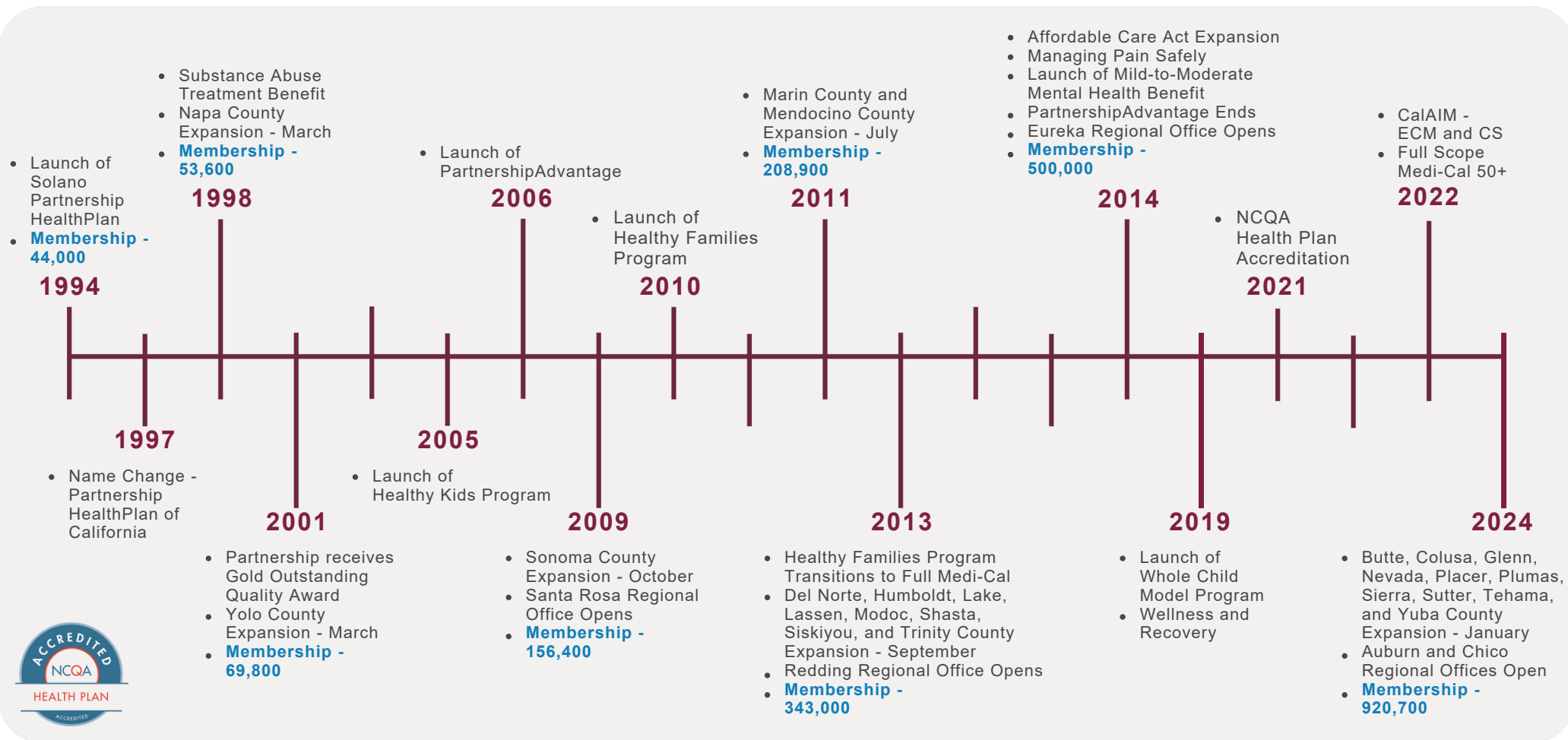
## Our Membership - Demographics



# Partnership HealthPlan of California

## About Us

Learn about our history and commitment to our communities



### About Us

Partnership HealthPlan of California was established in May 1994 to address the use of Solano County's three hospital emergency room facilities as the primary source of care for county residents on Medi-Cal. Partnership now serves over 900,000 members in 24 counties.

### Contact

Dustin Lyda  
Director of Communications and Government Affairs  
dlyda@partnershiphp.org

