

Plumas County Fact Sheet

Our mission: To help our members, and the communities we serve, be healthy



Our Community



As of January 2025, Partnership serves 5,801 members in Plumas County. Partnership covers 31% of the population.



There are 1,231 Partnership members in Plumas County who are low-income seniors or people with disabilities.



Partnership threshold languages – Spanish, Russian, Tagalog, and Punjabi

CalAIM



13 Community Supports (CS) providers and 8 Enhanced Care Management (ECM) providers in Plumas County



35 members served by CS providers, and 59 members served by ECM providers.

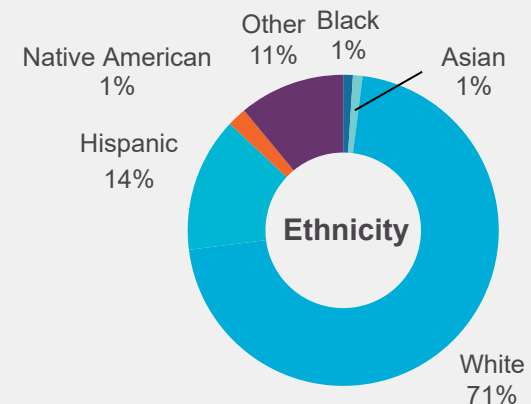
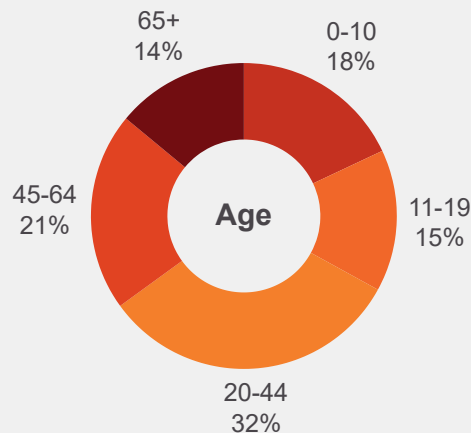


Top three CS services provided – Housing Transition and Navigation Services, Medically Tailored Meals, and Housing Tenancy



1.81 CS services per member enrolled

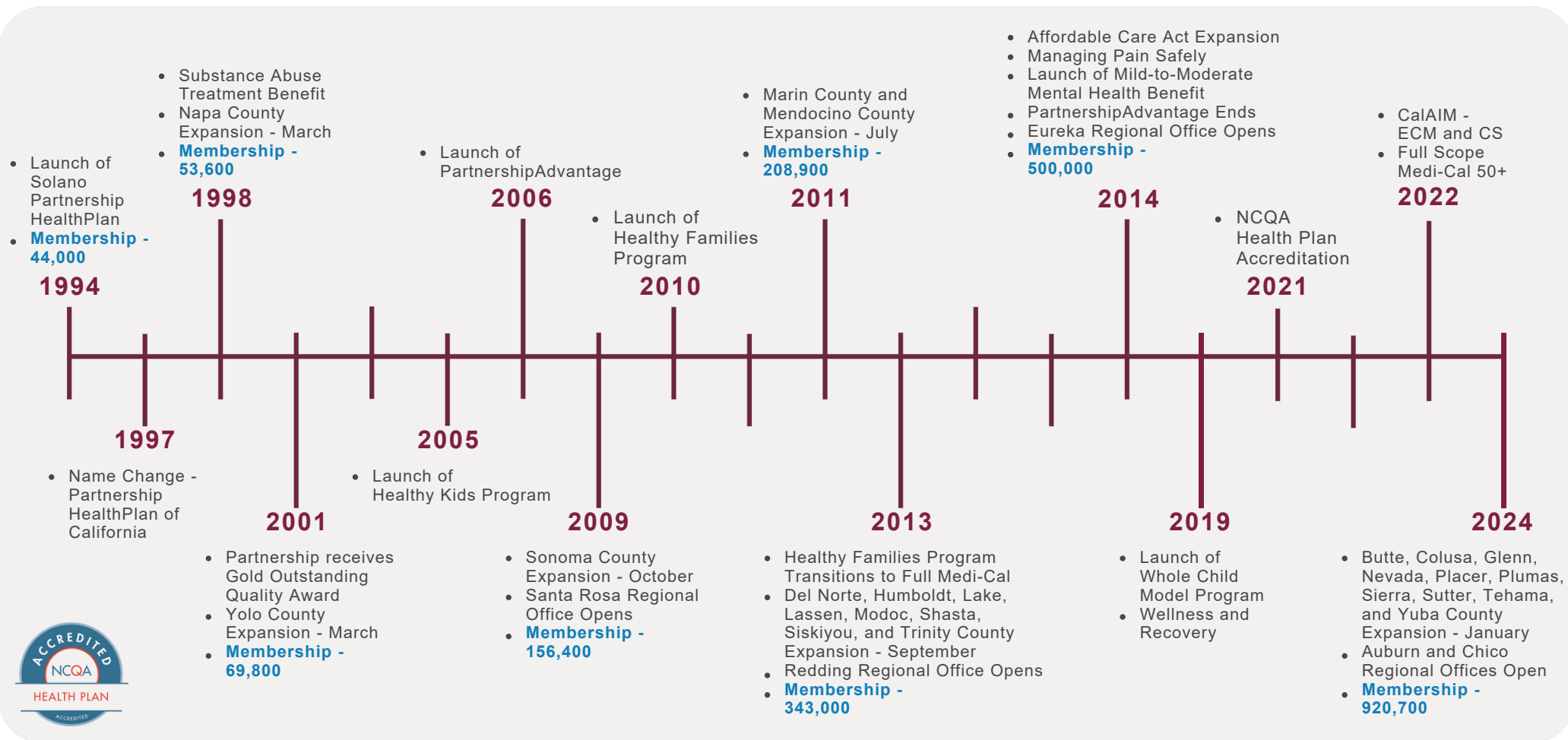
Our Membership - Demographics



Partnership HealthPlan of California

About Us

Learn about our history and commitment to our communities



About Us Partnership HealthPlan of California was established in May 1994 to address the use of Solano County's three hospital emergency room facilities as the primary source of care for county residents on Medi-Cal. Partnership now serves over 900,000 members in 24 counties.

Contact Dustin Lyda
Director of Communications and Government Affairs
dlyda@partnershiphp.org

