

# Modoc County Fact Sheet

*Our mission: To help our members, and the communities we serve, be healthy*



## Our Community



As of January 2025, Partnership serves 3,936 members in Modoc County. Partnership covers 47% of the population.



There are 880 Partnership members in Modoc County who are low-income seniors or people with disabilities.



Partnership threshold languages – Spanish, Russian, Tagalog, and Punjabi

## CalAIM



16 Community Supports (CS) providers and 7 Enhanced Care Management (ECM) providers in Modoc County



39 members served by CS providers, and 24 members served by ECM providers.

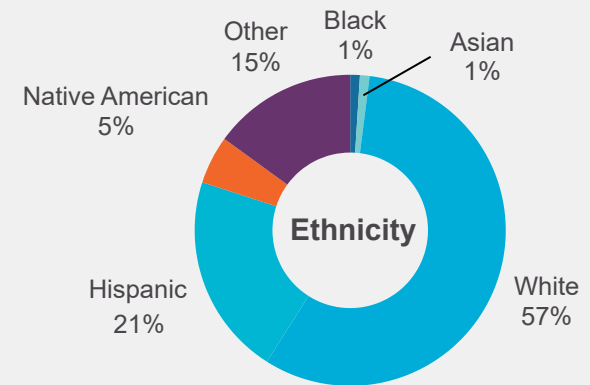
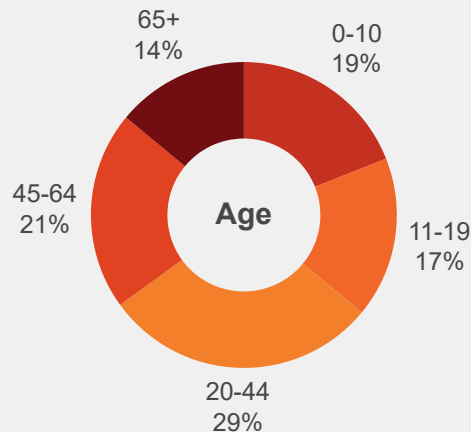


Top three CS services provided – Housing Transition and Navigation Services, Medically Tailored Meals, and Housing Tenancy



1.58 CS services per member enrolled

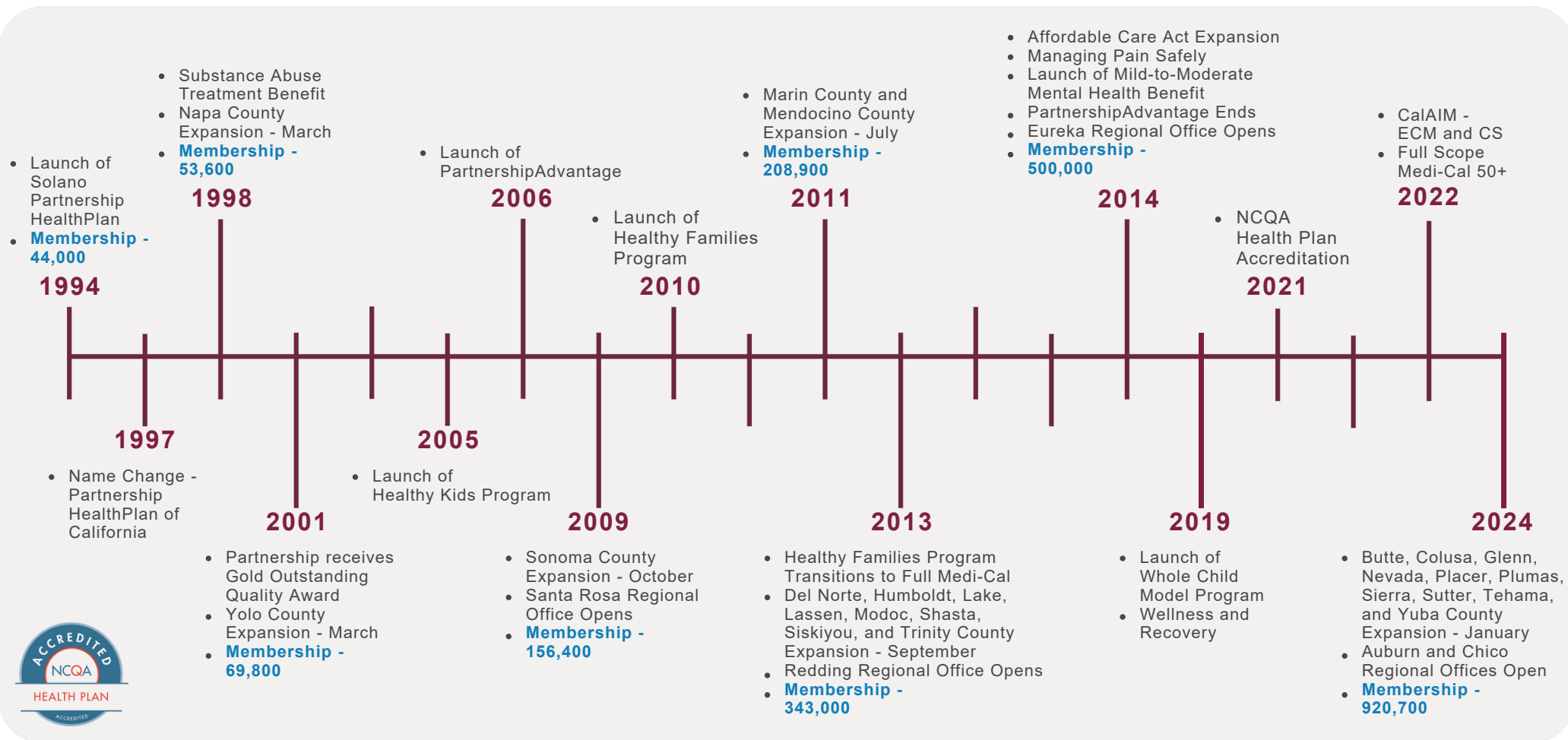
## Our Membership - Demographics



# Partnership HealthPlan of California

## About Us

Learn about our history and commitment to our communities



**About Us** Partnership HealthPlan of California was established in May 1994 to address the use of Solano County's three hospital emergency room facilities as the primary source of care for county residents on Medi-Cal. Partnership now serves over 900,000 members in 24 counties.

**Contact** Dustin Lyda  
Director of Communications and Government Affairs  
dlyda@partnershiphp.org