

Marin County Fact Sheet

Our mission: To help our members, and the communities we serve, be healthy



Our Community



As of January 2025, Partnership serves 46,326 members in Marin County. Partnership covers 18% of the population.



There are 6,707 Partnership members in Marin County who are low-income seniors or people with disabilities.



Partnership threshold languages – Spanish, Russian, Tagalog, and Punjabi

CalAIM



30 Community Supports (CS) providers and 27 Enhanced Care Management (ECM) providers in Marin County



846 members served by CS providers, and 846 members served by ECM providers.

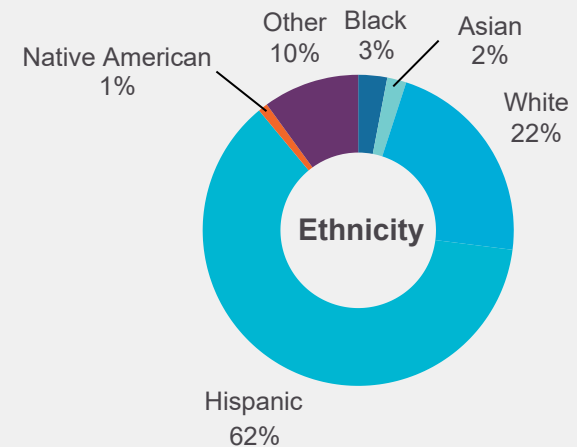
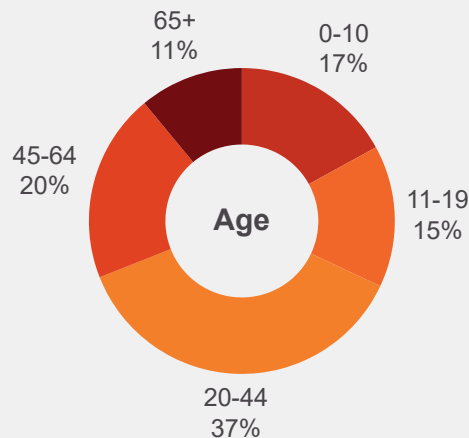


Top three CS services provided – Housing Transition and Navigation Services, Medically Tailored Meals, and Housing Tenancy



1.51 CS services per member enrolled

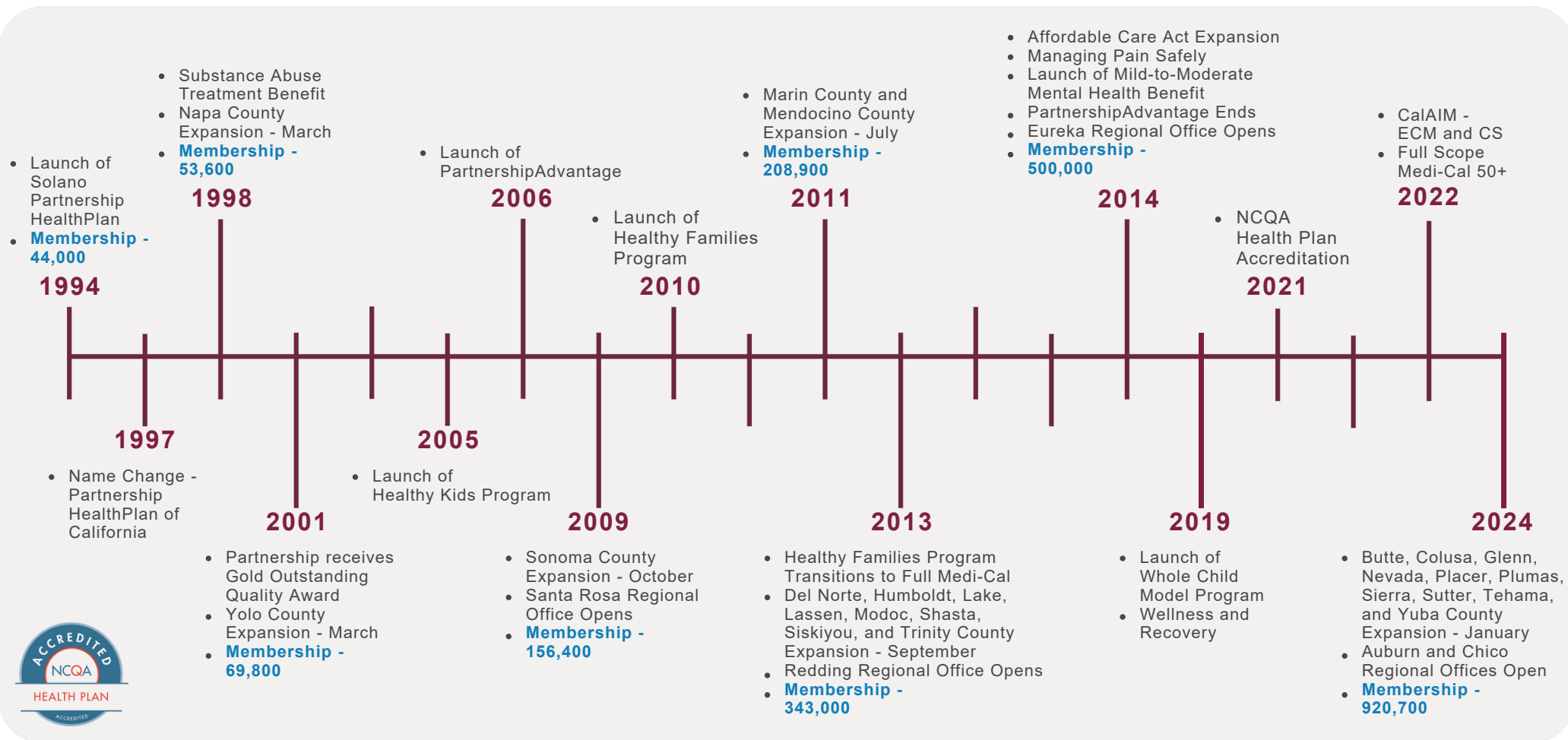
Our Membership - Demographics



Partnership HealthPlan of California

About Us

Learn about our history and commitment to our communities



About Us

Partnership HealthPlan of California was established in May 1994 to address the use of Solano County's three hospital emergency room facilities as the primary source of care for county residents on Medi-Cal. Partnership now serves over 900,000 members in 24 counties.

Contact

Dustin Lyda
Director of Communications and Government Affairs
dlyda@partnershiphp.org

