

# Lake County Fact Sheet

*Our mission: To help our members, and the communities we serve, be healthy*



## Our Community



As of January 2025, Partnership serves 34,261 members in Lake County. Partnership covers 51% of the population.



There are 7,236 Partnership members in Lake County who are low-income seniors or people with disabilities.



Partnership threshold languages – Spanish, Russian, Tagalog, and Punjabi

## CalAIM



30 Community Supports (CS) providers and 20 Enhanced Care Management (ECM) providers in Lake County



490 members served by CS providers, and 1073 members served by ECM providers.

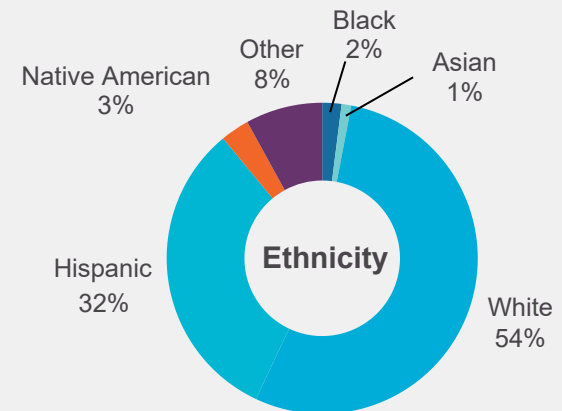
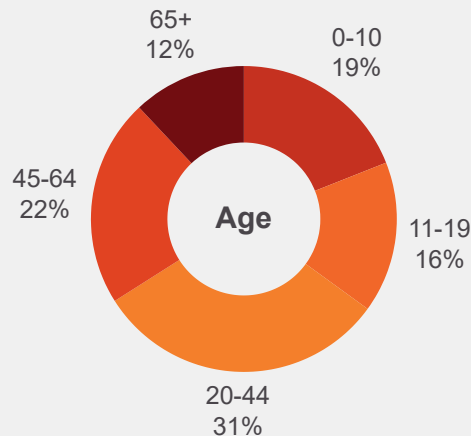


Top three CS services provided – Housing Transition and Navigation Services, Medically Tailored Meals, and Housing Tenancy



1.39 CS services per member enrolled

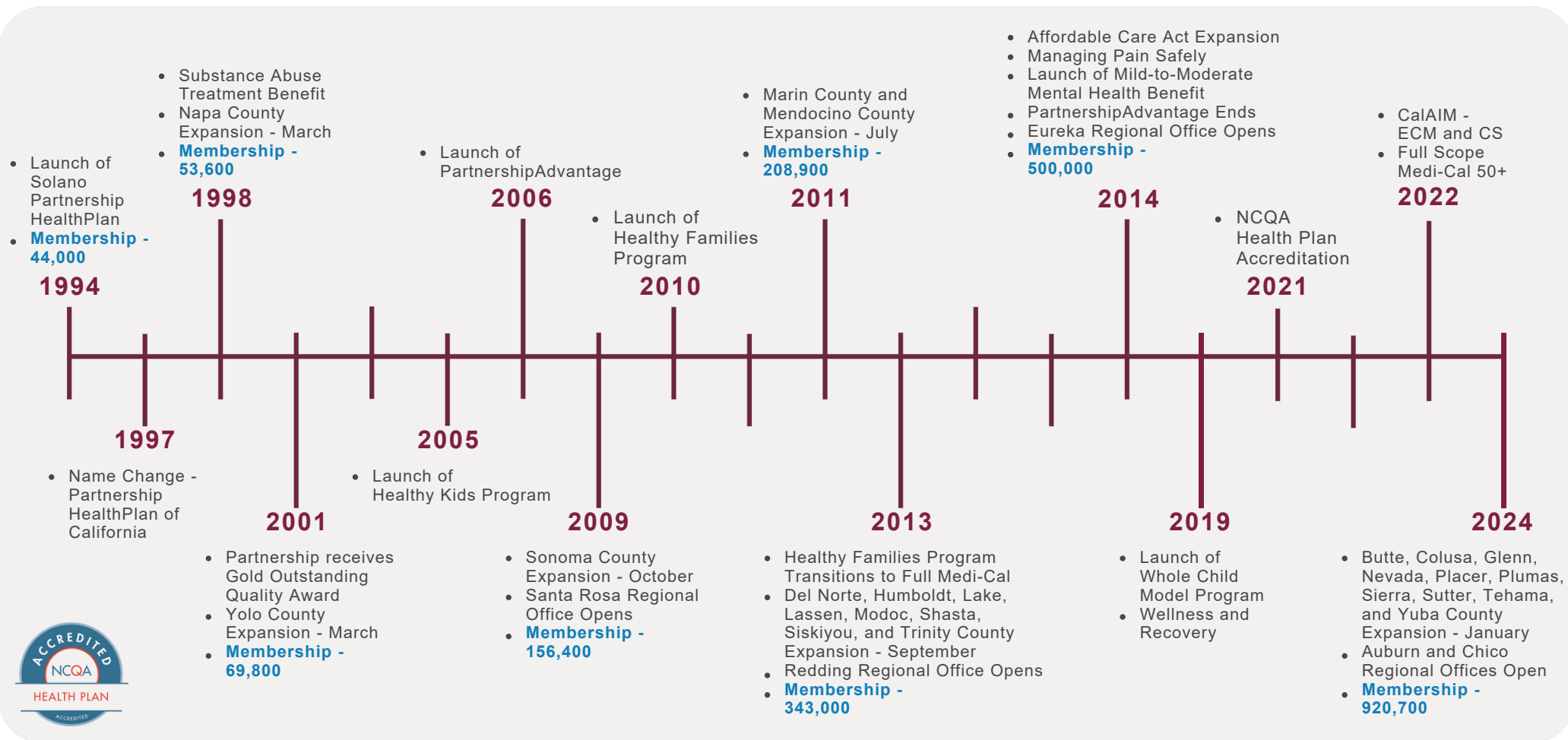
## Our Membership - Demographics



# Partnership HealthPlan of California

## About Us

Learn about our history and commitment to our communities



**About Us** Partnership HealthPlan of California was established in May 1994 to address the use of Solano County's three hospital emergency room facilities as the primary source of care for county residents on Medi-Cal. Partnership now serves over 900,000 members in 24 counties.

**Contact** Dustin Lyda  
Director of Communications and Government Affairs  
dlyda@partnershiphp.org

