

# Partnership All Counties Fact Sheet



*Butte, Colusa, Del Norte, Glenn, Humboldt, Lake, Lassen, Marin, Mendocino, Modoc, Napa, Nevada, Placer, Plumas, Shasta, Sierra, Siskiyou, Solano, Sonoma, Sutter, Tehama, Trinity, Yolo, and Yuba*



## Our Community



As of January 2025, Partnership serves over 900,000 members throughout our 24 Counties.



There are 159,630 Partnership members throughout our 24 Counties who are low-income seniors or people with disabilities.



Partnership threshold languages – Spanish, Russian, Tagalog, and Punjabi

## CalAIM



652 Community Supports (CS) providers and 512 Enhanced Care Management (ECM) providers throughout our 24 Counties



12,469 members served by CS Providers, and 15,826 members served by ECM providers.

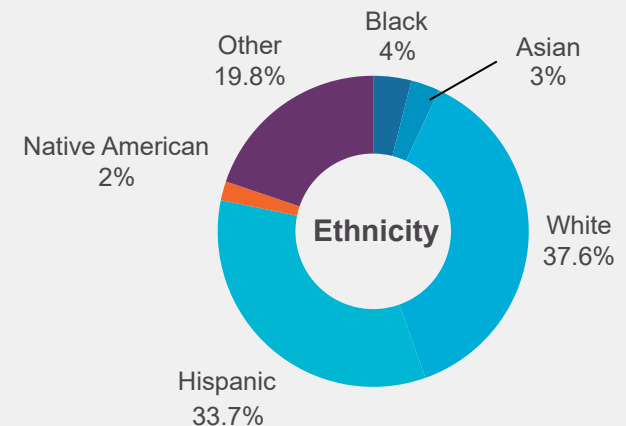
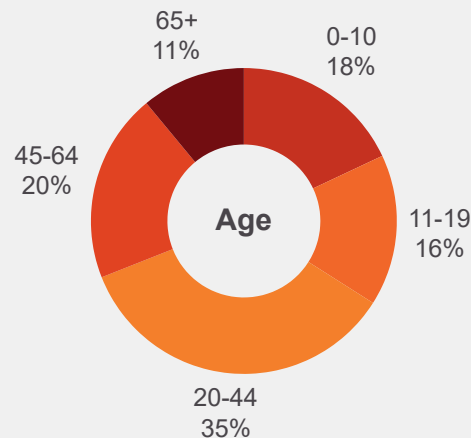


Top three CS services provided – Housing Transition and Navigation Services, Medically Tailored Meals, and Housing Tenancy



1.58 CS services per member enrolled

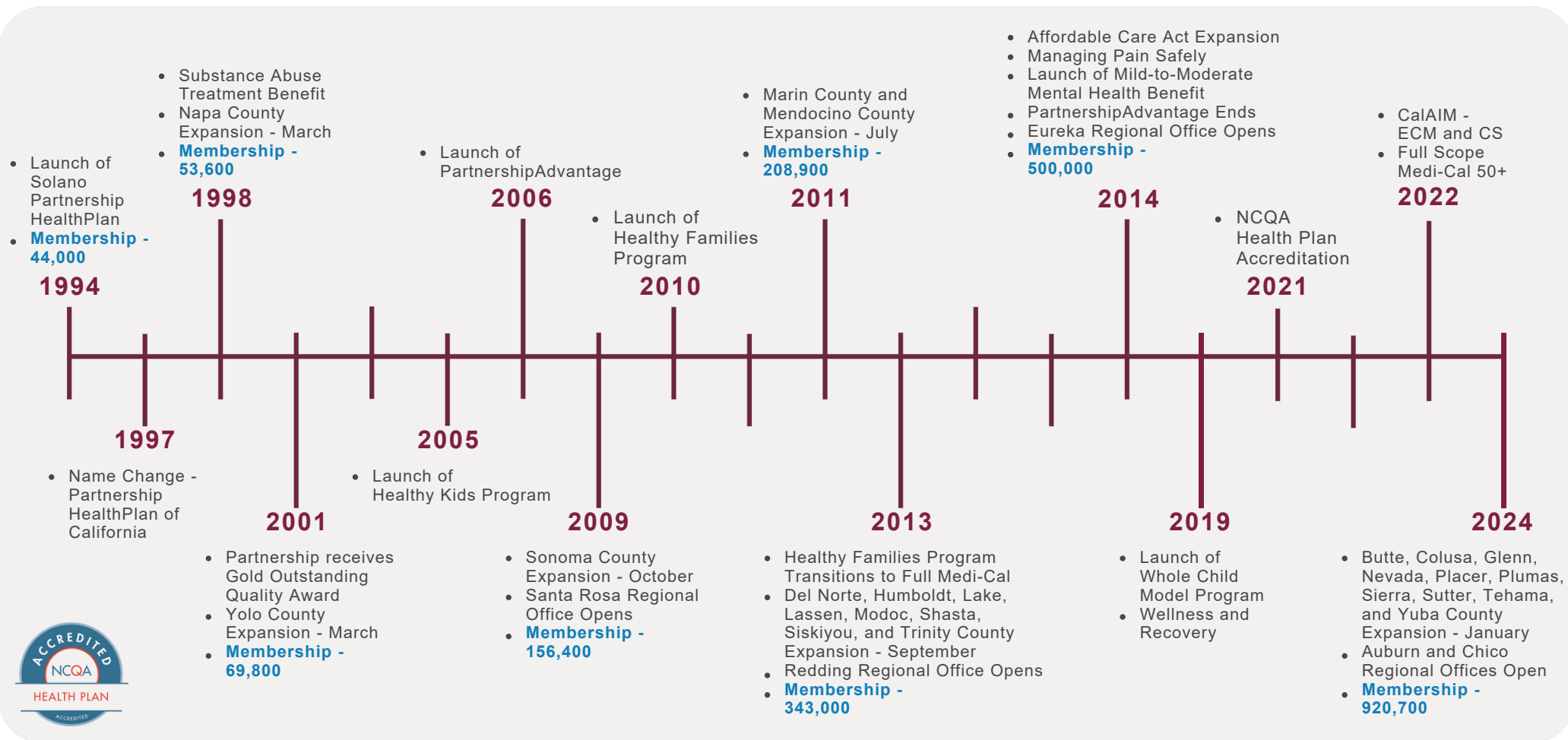
## Our Membership - Demographics



# Partnership HealthPlan of California

## About Us

Learn about our history and commitment to our communities



### About Us

Partnership HealthPlan of California was established in May 1994 to address the use of Solano County's three hospital emergency room facilities as the primary source of care for county residents on Medi-Cal. Partnership now serves over 900,000 members in 24 counties.

### Contact

Dustin Lyda  
Director of Communications and Government Affairs  
dlyda@partnershiphp.org

